

How to download torrents using Lokinet

This tutorial is only for downloading torrents using Lokinet and nothing else.

In my testing, Lokinet did not work properly for website browsing.

What is **Lokinet**?

You can read all details on official website and GitHub page given below: -

<https://github.com/oxen-io/lokinet>

<https://lokinet.org/>

Why use Lokinet?

Lokinet can act as a free VPN for people who like to torrent and cannot find their torrents in I2P network.

Maybe then, they can seed those torrents in I2P network.

STEP 1

Download Lokinet from GitHub.

STEP 2

Start Lokinet.

Lokinet looks like this when connected to the Lokinet network.



CONNECTED TO LOKINET ●



Uptime: 39 secs

Version: lokinet-0.9.10-release

Lokinet address: 4x9bkyokqds6jmymi8k79z5fxaq...

MAIN

CHART

LOGS

OPTS



VPN Mode ?

EXIT NODE

exit.loki



AUTH CODE

CONNECT

ROUTERS

Total count: 1763
Active paths: 10
Success: 77%

SPEEDS

⤴ Upload: 315.0 B/s
⤵ Download: 419.0 B/s

STEP 3

Connect to VPN mode by clicking on "Connect"



CONNECTED TO LOKINET ●



Uptime: 39 secs

Version: lokinet-0.9.10-release


Lokinet address: 4x9bkyokqds6jmymi8k79z5fxaq...

MAIN

CHART

LOGS

OPTS



VPN Mode ?

EXIT NODE

exit.loki



AUTH CODE

CONNECT

ROUTERS

Total count: 1763

Active paths: 10

Success: 77%

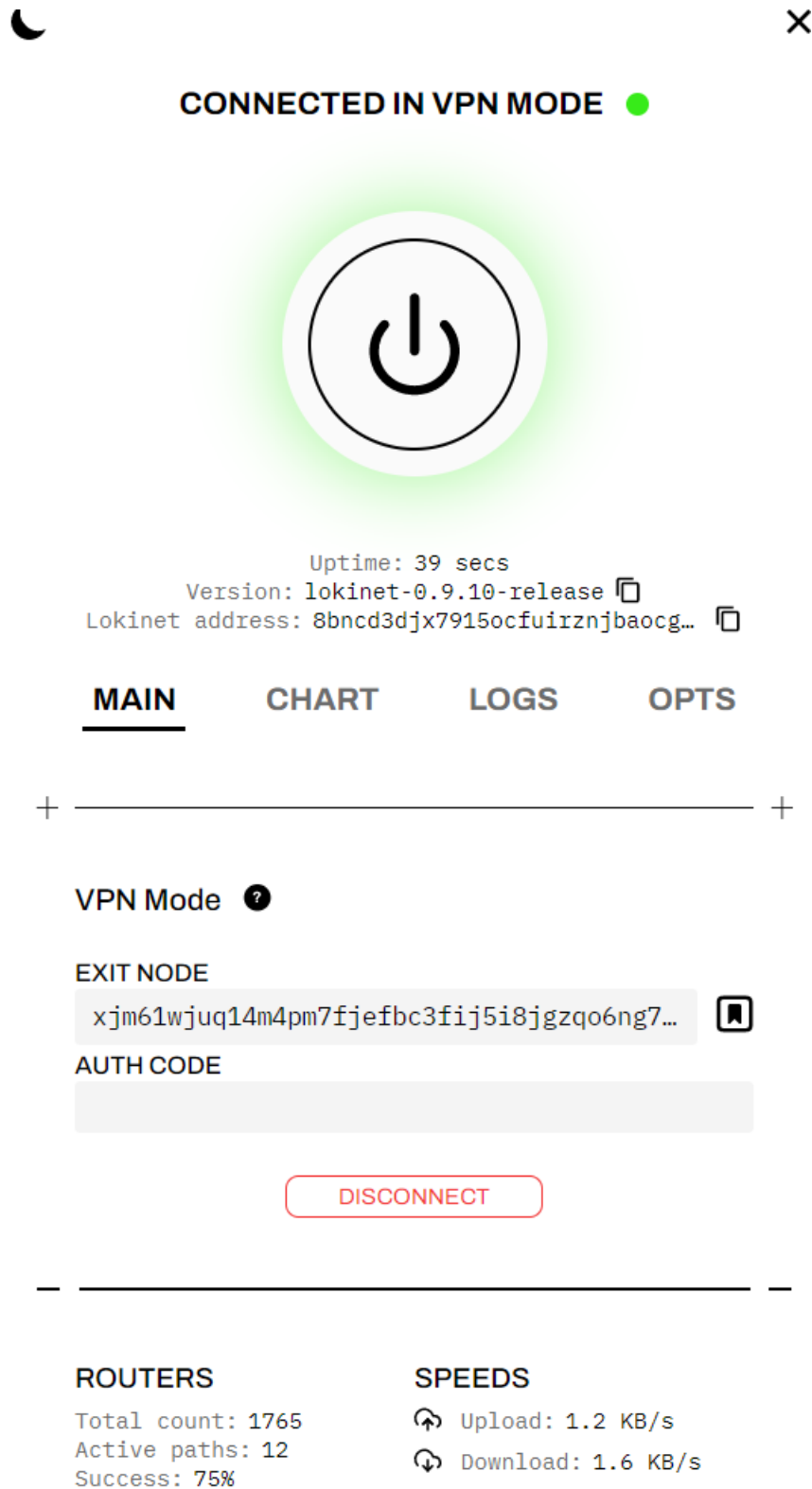
SPEEDS

⬆ Upload: 315.0 B/s

⬇ Download: 419.0 B/s

STEP 4

When connected to the default exit node. Lokinet will appear as in image below.

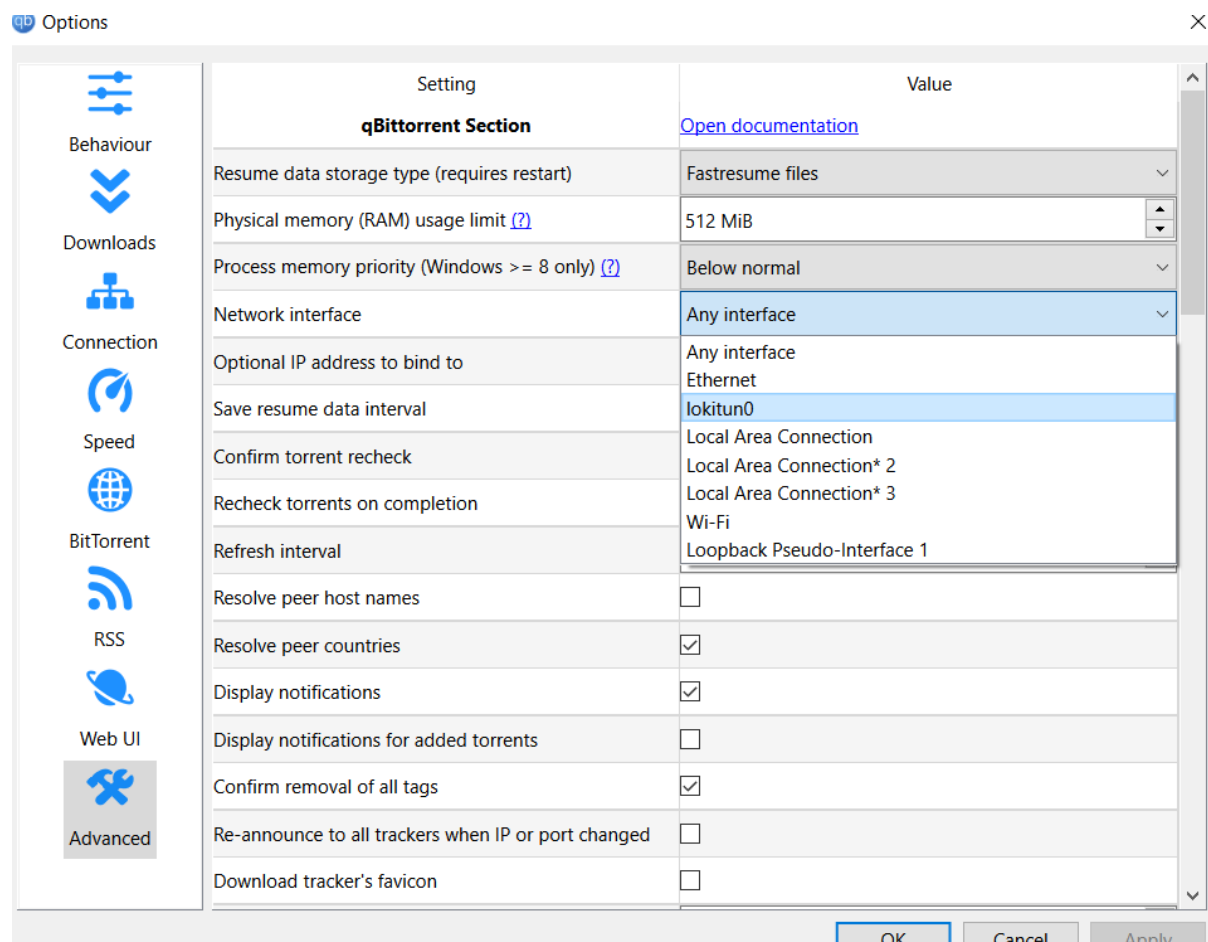


STEP 5

Go to settings in your torrent client.

Here, I am using qBittorrent because it is most used torrent client.

Bind Lokinet to your torrent client as shown below.




STEP 6











Successfully binding with qBittorrent will automatically connect to their default VPN server.

· Detected external IP. IP: "199.195.253.224"

STEP 7

Select any torrent of your choice and enjoy.

Name	Size	Progress	Status	Down Speed	Up Speed	ETA	Ratio
✓ Black.Adam.2022.720p.WEBRip.800MB.x26... 	796.9 MiB	3.6%	Downl...	633.7 KiB/s	84 B/s	24m	0.00

Coun	IP	Port	Connection	Flags	Client	Progress	Down Speed	Up Speed	Uploaded
	100.21.18.62	37998	BT	D ? H	µTorrent 3.5.5	100.0%	31.9 KiB/s	0 B/s	0 B
	94.15.139.59	21052	µTP	D ? H P	libtorrent/1.2....	100.0%	29.7 KiB/s	0 B/s	0 B
	18.10.7.5	51605	BT	D ? H	Deluge 1.3.15	100.0%	28.9 KiB/s	0 B/s	0 B
	134.129.36.1	35257	µTP	D P	BitTorrent 7.2.1	100.0%	27.7 KiB/s	0 B/s	0 B
	134.129.36.1	57044	BT	D ? H	BitLord 2.4.6	100.0%	26.9 KiB/s	0 B/s	0 B
	134.129.36.1	6881	µTP	D H P	libtorrent/1.2....	100.0%	26.0 KiB/s	0 B/s	0 B
	4.5.5.1	46117	µTP	D H P	libtorrent/1.2....	100.0%	26.0 KiB/s	0 B/s	0 B
	96.1.1.1	44209	µTP	D H P	libtorrent/0.16...	100.0%	23.5 KiB/s	0 B/s	0 B
	76.72.1.1	6881	µTP	D H P	libtorrent/1.2....	100.0%	22.0 KiB/s	0 B/s	0 B
	76.72.1.1	47859	µTP	D H P	µTorrent 3.6	100.0%	21.8 KiB/s	0 B/s	0 B

Points to consider :-

- Download Speeds may vary according to the health of torrent swarm and popularity of the torrent itself.
- Downloading is smooth even though seeding faces issues.
- Lokinet **does not** uses any kind of crypto currency for torrenting.
- As aforementioned already, browsing the Clearnet did not work properly.

Why am I doing this?

As we all know, lack of torrenting content in I2P needs solving.
Just using any & all ways I can do it.

Even if 1% people get their content from Clearnet using this method and then pass it along to I2P network - then- I think we would easily have a bigger & healthier torrenting library.